



HUMBER 
HIGH PERFORMANCE RIBS

Every single one of our Ocean Pro series is built with our high performance unique deep 'V' hull design. Giving the smoothest and driest of rides this allows you to glide through even the roughest of seas, and you'll still be guaranteed the comfiest of outings whilst also saving on fuel running costs! A solid British built boat designed to be pushed to the limits, the Ocean Pro series promises to be the most reliable craft of its type on the market a. Guaranteed to wow any professional with its ultra-high performance and ideal for those looking for more space and a larger layout, these craft are capable of traveling faster, further and in more comfort than other comparable craft available on the market.

STANDARD EQUIPMENT.

- Proven unique deep 'V' high performance hull with tapered keel to increase lift and acceleration
- 'Orca' Hypalon 1300gms tapered inflation collar designed & produced in house
- Over pressure relief valve for additional safety
- Outer inflation collar heavy duty 'D' rubbing strake protection
- Double 'D' strake protection vertical of bow
- Forward and Aft recovery grab handles
- External life lines mounted on moulded rubber blocks
- Raised bow stowage locker, fully drainable with twin handle access hatch
- Anti slip deck finish with rear drain well and transom ventura drainer
- External bow winch eye
- Twin transom towing eyes
- Owner's Instruction Manual, Emergency Repair Kit & Inflation Pump
- Upholstery available in a range of coordinated colours
- Single or two tone inflation collar options, available in a wide colour choice



TECHNICAL SPECIFICATION

	6.0	6.5	7.0	7.5	8.0
Maximum Persons	12 People / 900kg	13 People / 975kg	14 People / 1050kg	14 People / 1050kg	14 People / 1050kg
Overall Length	6.0 M	6.5 M	7.0 M	7.5 M	8.0 M
Internal Length	4.85 M	5.35 M	5.85 M	6.15 M	6.85 M
Overall Beam	2.6 M	2.6 M	2.6 M	2.6 M	2.6 M
Internal Beam	1.5 M	1.5 M	1.5 M	1.5 M	1.5 M
Tube Diameter	.53	.53	.53	.53	.53
No. of Chambers	5	5	5	7	7
Category	C	C	C	B	B
Standard Boat Weight	680kg	730kg	780kg	880kg	930kg
Max. Payload	1385kg	1535kg	1710kg	1810kg	1815kg
Engine Shaft	Single or Twin	Single or Twin	Single or Twin	Single or Twin	Single or Twin
Maximum HP / Engine Weight	175HP or Twin 90HP / 350kg	200HP or Twin 115HP / 400kg	225HP or Twin 140HP / 500kg	250HP or Twin 150HP / 600kg	300HP or Twin 175HP / 600kg
Draft In Water At Rest	0.45 M	0.45 M	0.45 M	0.45 M	0.45 M


HYPALON OPTIONS




Cream White




Arctic Grey



Ice Blue



Ice White




Cream



Ivory



Straw Yellow



Off White



Straw Yellow



Colonial



Colorado Yellow



Sunflower Yellow



Caramel




Deer



Orange Phebus



Orange Sylvano



Stromboli Red




Etna Red



Bordeaux



Sandy Brown



Army Green



Cariabe Green



Italia Green



Ibiza Blue



Sea Foam



Alpin Blue




Dark Blue




Ocean Blue



Anthracite Grey



Military Grey



Neptune Grey



Black



Carbon Finish



Impression Finish



Matte Finish



QUALITY ASSURANCE

Humber believes that quality is paramount. Humber uses a structured approach to defining customer needs or requirements and translates them to provide craft meeting those needs within a realistic and competitive pricing structure. This awareness and understanding of our customers' needs is evident in all Humber products and our value for money pricing policy.

The hull laminate is applied using a refined process ensuring consistency of laminate and structural integrity. Humber uses a combination of cores and marine ply and optimizes all processes to ensure the very highest quality standards.

We produce a deck, which will allow fittings and fixtures to be added if required. All Humber craft are designed with crew safety in mind, deck surfaces are finished with a heavy duty Non-Slip Deck surface.

The fuel tanks (where applicable) will conform to all applicable marine legislation and international regulation. A Console mounted Stainless steel fuel tank is to be fitted with all required straining and fuel mesh/gauze fittings to comply fully with all required legislation and international marine regulations.

ORCA engineered hypalon fabrics are especially designed for RIBs and inflatables. Thanks to its R&D laboratory, Pennel & Flipo constantly keeps improving quality. Extreme conditions are their day to day concerns for stronger performances, higher reliability and longer durability. The CSM compound offers the best UV resistance and ageing properties for boats permanently exposed to sun, sea and weather.

HUMBER'S HERITAGE

Humber Ribs history began in 1964.

Entrepreneur Frank Roffee built the first Humber Inflatable back in 1964 and was the first in the world to design, engineer and build a R.I.B.

Local divers in and around the Yorkshire Area saw the potential of the Inflatable and the business soon took off, selling over 500 units per year.

Humber were one of the first companies in the world to design and manufacture a rigid inflatable boat in the early 1970's

The Humber Attaque, measuring 5.3m in length, became the first RIB to cross the Atlantic Ocean unaided and single handed. A vision for the future and absolute dedication pioneered a path of innovation and technology which now spans over 50 years and remains with us today.

Humber is still owned by the same family and is now spanning three generations. We have acquired an enviable worldwide reputation and clientele, supplying to the professional, commercial and leisure markets.

Humber has been increasingly expanding over the past 50 years, supplying almost 15,000 craft that are in current operation across the globe. A true testament to Humber's quality and experience.

British Antarctic Survey are one of many influential organisations who have depended upon Humber's tough dependable quality, longevity and reliable performance, their fleet of craft endure some of the harshest weathers on the planet and have been operating for over three decades.

Humber has a wealth of on the water experience and runs a continuous testing and commissioning programme from our private wharfage facility in the Port of Hull, England. All new models and bespoke craft undergo extensive testing in the North Sea to finely tune performance, safety and usability.





HUMBER

HIGH PERFORMANCE RIBS

Humber Ribs

99 Wincolmlee, Hull, HU2 8AH, UK

www.ribworld.co.uk www.humberribs.co.uk

sales@humberribs.co.uk

HUMBER

HIGH PERFORMANCE RIBS

Seaworks Exhibition 2023

Date: 12/06/2023
 Quotation No.: 16403
 Quotation Valid: 12/07/2023
 Customer Ref: SEAWA001

All quotations are based on Ex-Works (I.E. Collection from our factory, Hull UK)
 Stock boats advertised on Ribworld may be subject to cosmetic imperfections.

All warranty is strictly back to base. E &OE - Full trading terms available upon request. All items quoted are subject to availability at point of order. In the event that an item is out of stock we will offer a suitable alternative for your approval. Brexit import/ export charges may apply subject to final destination.

Quantity	Description	Unit Amount	Retail Amount
1.00	Humber Ocean Pro 6.5m RIB (2.6m beam) Features and Standard Equipment Commercial strength hull & tubes 1300gms (1100 dtx) heavy duty hypalon fabric Inflation chambers x 5 off Over Pressure relief valves x 5 off D Profile outer tube heavy duty rubbing strake External life lines on straights of tubes External moulded recovery grab handles x 4 off GRP anti slip deck finish Raised bow anchor locker with twin handle access hatch Under deck cable trunking- Optional Rear drain well with ventura draining system Towing transom U bolts Emergency Repair kit & Styrup Inflation pump	19,505.00	19,505.0
	Tube colour - Black		
	Hull colour - Black		
	CONSOLE		
1.00	Dual professional with high raised battery shelf hinged high battery shelf with side access hatches, low level storage compartment and side passenger grab rail	3,100.00	3,100.00
	SEATING		
4.00	One man professional jockey seat with rear back rail and grab loop, side access hatch to deck storage compartment, upholstered cushion and back pad	880.00	3,520.00
2.00	Winged back rest cushion side supports	275.00	550.00
	STEERING SYSTEM		

Quantity	Description	Unit Amount	Retail Amount
1.00	'Seastar' hydraulic steering system. Rated to 300hp three spoke steering wheel, engine ram, helm pump, hydraulic hose and oil	1,350.00	1,350.00
1.00	Gussi SW-931 steering wheel	239.98	239.98
FUEL SYSTEM			
1.00	150 litre stainless steel under deck fuel tank ISO fuel line, water fuel separator, console mounted fuel gauge, emergency fuel shut off valve and twin breather vent	2,415.00	2,415.00
TUBES - ADDITIONAL EXTRAS			
1.00	Double D outer tube rubbing strake, upgrade from	1,225.00	1,225.00
1.00	Double D profile strake cone end reinforcement	500.00	500.00
1.00	D ring securing point on hypalon back patch (Supplied per pair)	150.00	150.00
1.00	Life lines internally mounted, 3 loops Two grab lines loops each side	425.00	425.00
1.00	Reinforced bow tubes 'D' rubbing strake above and below standard.	800.00	800.00
4.00	Anti slip wear patch 40cm x 50cm - Per pair	190.00	760.00
3.00	Anti slip wear patch 23cm x 38cm - Per pair	140.00	420.00
HULL - ADDITIONAL EXTRAS			
1.00	Upgrade to full height raised bow stowage locker with treadmaster anti-slip matting finish	1,045.00	1,045.00
1.00	Hull colour pigment surcharge Colour - Black	550.00	550.00
1.00	Lifting points, heavy duty approved x 4 off Mounted to inside transom and forward inside inner hull.	455.00	455.00
1.00	Bow sampson post mounted to locker top with reinforced backing plate	875.00	875.00
NAVIGATION FRAME			
1.00	Double wide 2" tube navigation frame	2,658.33	2,658.33
1.00	Cleats installed onto A frame	100.00	100.00
ELECTRICS			
1.00	Bilge pump, semi automatic with float mounted into rear deck well with console mounted switch panel	240.00	240.00
1.00	LED Navigation lights. Port, starboard and all round anchor light. Twin console mounted switches allowing top anchor light to illuminate separately.	285.00	285.00
2.00	Waterproof fused switch panel 3 way with bus bars Required for electric and electronic items.	190.00	380.00
ELECTRONICS			
1.00	VHF 115i	333.33	333.33
1.00	Garmin Echomap UHD2 75sv plotter depth sounder, GT22HW-TM transom mounted transducer	1,158.00	1,158.00
OUTBOARD MOTOR			
1.00	Suzuki DF200APX Four Stroke, Extra Long Shaft Side mount remote control box, power trim and tilt, electric start, trim gauge & tachometer and aluminium propeller	15,916.67	15,916.67

Quantity	Description	Unit Amount	Retail Amount
----------	-------------	-------------	---------------

1.00	Installation of outboard motor Including pre engine inspection service supply of battery, battery cables, stainless battery brackets, remote cables, isolator switch, engine oil and all smaller compaonats	2,500.00	2,500.00
1.00	Engine security lock (Required for insurance)	70.00	70.00

LEADTIME: Available from stock
PAYMENT TERMS: 25% deposit with order
Cleared funds prior to despatch of goods
WARRANTY: 3 years back to factory. T & C's apply

Goods Total	£	61,526.31
Discount applied	£	9,526.31
Total Excluding VAT	£	52,000.00
VAT @ 20%	£	10,400.01
Total	£	62,400.01

